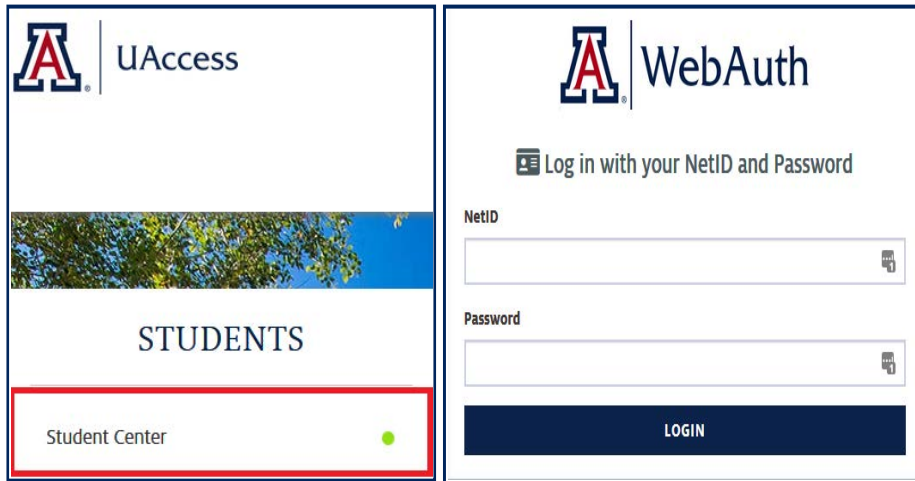


ACCESSING THE RESOURCE EVALUATION POLL

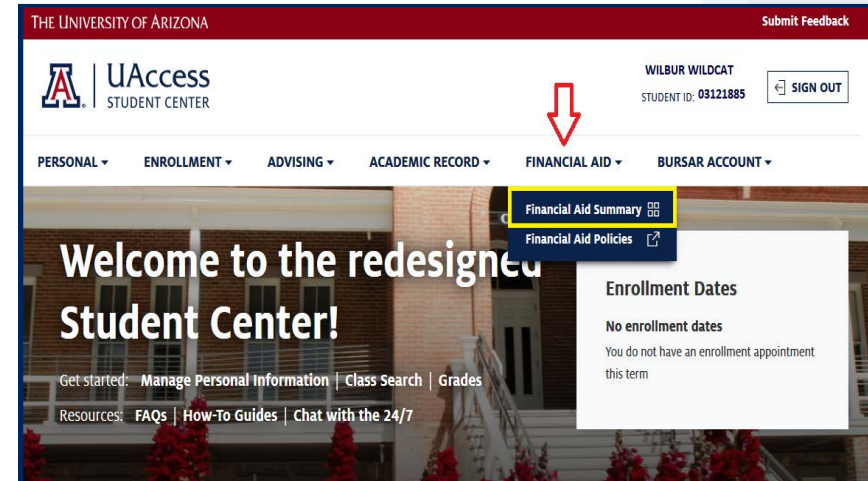
For questions regarding the Resource Evaluation Poll, contact the Office of Scholarships and Financial Aid (OSFA) at <https://financialaid.arizona.edu/contact>.

1 LOG INTO **UACCESS STUDENT CENTER** WITH YOUR UNIVERSITY OF ARIZONA NET ID AND PASSWORD.



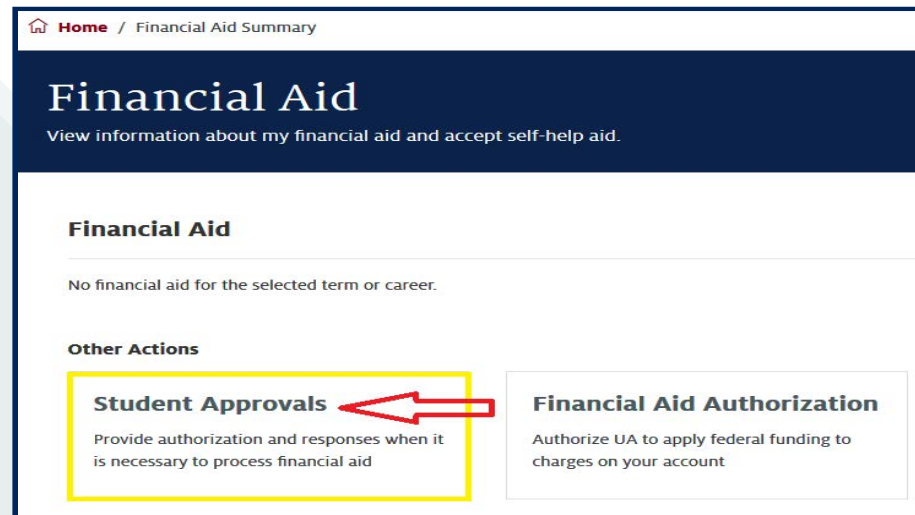
The image shows two side-by-side screenshots of the login process. The left screenshot is the UAccess Student Center homepage, with a red box highlighting the 'Student Center' link. The right screenshot is the WebAuth login page, showing fields for NetID and Password, and a 'LOGIN' button.

2 SELECT "FINANCIAL AID SUMMARY" FROM THE DROP-DOWN OPTIONS IN THE FINANCIAL AID MENU



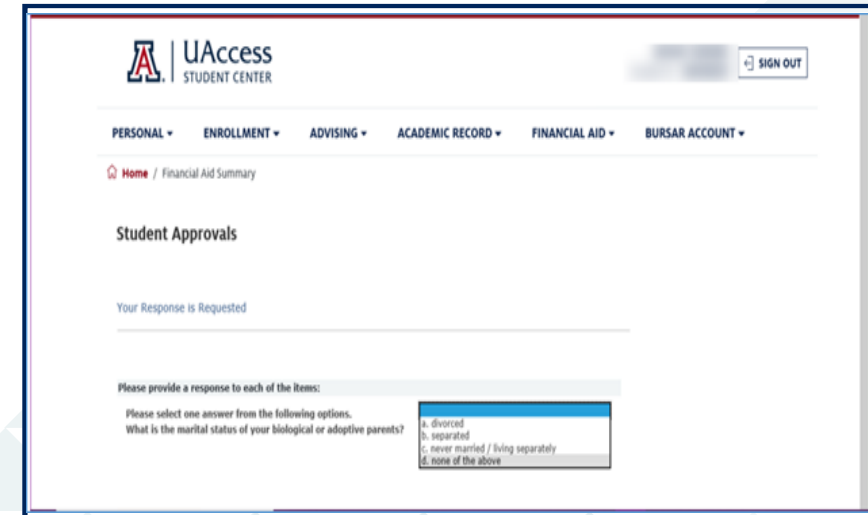
The image shows the UAccess Student Center homepage. A red arrow points to the 'FINANCIAL AID' menu item in the top navigation bar. A yellow box highlights the 'Financial Aid Summary' option in the dropdown menu.

3 SELECT "STUDENT APPROVALS" UNDER THE OTHER ACTIONS SECTION



The image shows the 'Financial Aid Summary' page. Under the 'Other Actions' section, a yellow box highlights the 'Student Approvals' link, with a red arrow pointing to it.

4 ANSWER THE POLL QUESTION



The image shows the 'Student Approvals' page. A poll question is displayed: 'Please provide a response to each of the items: Please select one answer from the following options. What is the marital status of your biological or adoptive parents?' The options are: a. divorced, b. separated, c. never married / living separately, d. none of the above.